

Assistive technology solutions for people who are blind or visually impaired

PORTABLE LARGE PRINT AND BRAILLE ACCESS FOR SCHOOL OR WORK

Renee Clark
BAUM USA
rclark@baumusa.com
855-620-7985, x405



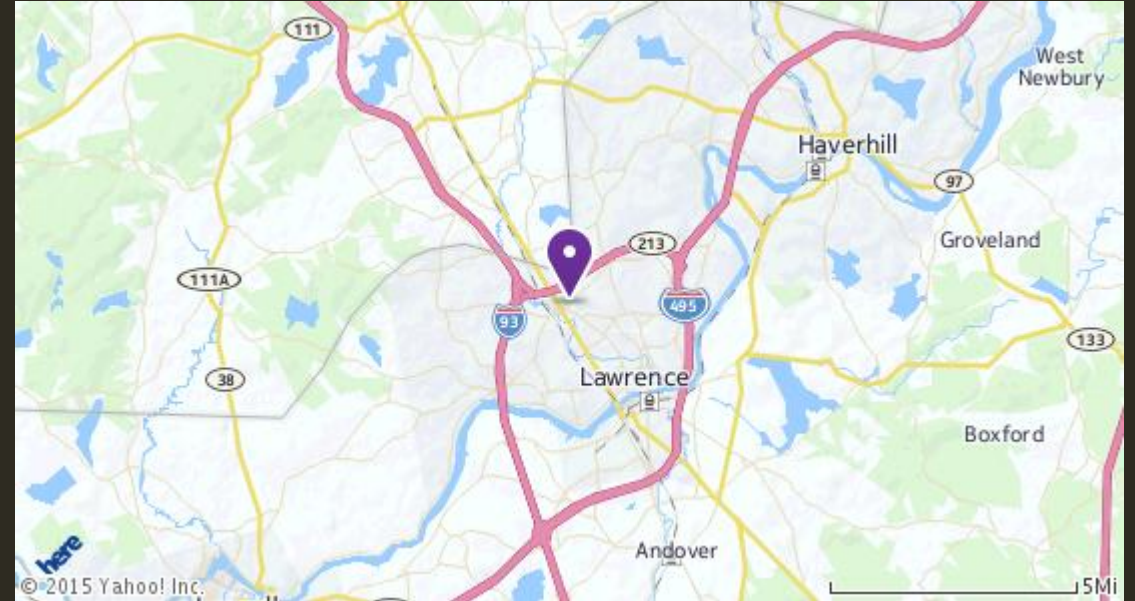
LEARNING OUTCOMES

1. Name at least three considerations in choosing a video magnifier for a person with low vision.
2. State at least three benefits of electronic braille alone or in addition to speech output for educational, employment, or personal use.
3. Review at least one employment or educational scenario and identify assistive technology considerations



WHO IS BAUM USA?

- About our company
- History of BAUM products in U.S.



CONSIDERATIONS IN CHOOSING ASSISTIVE TECH

- Functional needs of individual
- Tasks that need to be completed
- Environment – Education, Employment, other
- General skill level/comfort with technology
- Other?



TECHNOLOGY CONSIDERATIONS FOR INDIVIDUALS WITH LOW VISION

- What information does individual need to access?
 - Computer?
 - Print?
 - Whiteboard/PowerPoint Presentations/distance
- Variability of print size?
- Portability?
- Ease of use?
- How much reading/how fast to be working at optimal potential?
- Print and speech together?



TECHNOLOGY OPTIONS FOR INDIVIDUALS WITH LOW VISION

Large print access to computers, tablets, iOS/Android devices

Add-on software, hardware, built-in accessibility options

CCTV/Video Magnifiers for access to non-electronic info

Hand-held

Standard Video Magnifiers

Video Magnifiers with OCR/speech

Portable Video Magnifiers



PORTABLE SCENARIOS

In education?

- Tests
- Labs
- Study groups
- Presentations



In Employment?

- Multiple workstations
- Meetings
- Presentations
- Home/work
- Space limitations



BAUM PORTABLE SOLUTIONS



VisioBook (sold exclusively through APH)
Weighs 8 lbs. ~ 12.5" monitor ~ 5 hour battery



VisioDesk
Weighs 10 lbs. ~ 15.6" monitor ~ 6 hour battery

BENEFITS OF VISIOBOOK AND VISIODESK

Ease of use – no extensive training

Use while sitting or standing

Move to wherever needed

Space limitations: move when not in use

Education: classroom, library, labs, study groups, presentations

Employment: customer facing, presentations, meetings, shop floor

SCENARIOS — LOW VISION

1. Amy - High School Student

2. Paul - BEP Vendor

1. Ellen - Senior Homemaker

WHY BRAILLE?

- Braille = Literacy
- Print vs. electronic braille
- Knowledge of spelling, formatting, punctuation
- Precision of organizing and editing
- Science, Math, Computer programming
- Giving presentations
- 90% of employed blind professionals read braille
- Combination of braille and speech, not an either/or question



CONSIDERATIONS FOR ELECTRONIC BRAILLE TECHNOLOGY

- Skill in reading/writing braille
- Tasks to be done
- Portability
- Connectivity options
- Knowledge of/need to connect to other devices
- Combination of braille and speech
- Alternative media solution – flexible, lightweight, searchable



OPTIONS FOR ELECTRONIC BRAILLE TECHNOLOGY



- Braille display only – requires connection to external device
- Stand-alone device – all-in-one including wifi, internet, word processing, built-in apps
- Hybrid – provides access to external devices and has some internal capabilities
- Braille input/output
- Matching the approach to the individual's needs

VARIOULTRA

- Available in 20 cell and 40 cell models
- A *smart* braille display that doubles as a braille notetaker
- Compact, durable, lightweight attractive design
- Refreshable braille cells that feel crisp, and almost paper like
- Whisper quiet, ergonomic braille keyboard
- Supports simultaneous connection with up to 5 devices: 4 Bluetooth, 1 USB
- Pairs beautifully with iOS, Android, PC, Mac devices
- Includes high quality carry case and strap
- VarioUltra 20: \$2,395 VarioUltra 40: \$3,995



SCENARIOS — BRAILLE READER

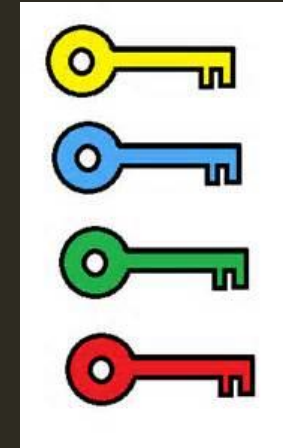
1. Ben - College Student
2. Susan — Lawyer
3. Angie — Customer Service Representative

SHARE YOUR FINDINGS

1. What additional information did you need?
2. What factors did you consider?
3. What potential solutions did you find?

KEY TAKE-AWAYS

- Match the technology tool(s) to the need
- No one solution is right for everyone or every task
- The right tools provide access to classroom or workplace materials whenever/wherever needed
- Portable solutions from BAUM USA focus on ergonomics, high quality materials, unique features



NEED MORE INFO?

Renee Clark

855-620-7985, ext. 405

rclark@baumusa.com


www.baumusa.com



Assistive technology solutions for people who are blind or visually impaired



13 Branch Street, Suite 205
Methuen, MA 01844
Toll-free: (855) 620-7985
Email: info@baumusa.com
www.baumusa.com

 www.facebook.com/BaumUSA
 twitter.com/BAUMRetecUSA

